

CDA-2EQG/A

High Resolution 1x2 Distribution Amplifier

Available with or without audio

FSR

Video Products Group

CDA-2EQ



Our new enhanced CDA-2EQG and CDA-2EQGA high resolution 1 X 2 Distribution Amplifiers are designed to satisfy typical applications requiring a local monitor and a remote display device with a long cable run.

The CDA-2EQG/A's local monitor output is fully buffered by an independent amplifier stage to eliminate interaction with the remote output.

The remote output is buffered and equalized to maintain excellent signal integrity with even the highest video resolutions.

This means that the signal that you feed into the CDA-2EQG/A will arrive at the far end of the cable with an almost immeasurable amount of loss.

Cable runs of 175' are possible using standard mini hi-res coax cable.

The remote output sync circuitry provides a termination option switch to help overcome display jitter and image loss associated with improper sync termination. Image jitter and loss problems are infrequent, but unpredictable and frustrating issues that result from differences in VGA cable construction and display input termination.

To ensure installed system compatibility, the CDA2EQG/A can obtain EDID display information data from either the local (default setting) or remote monitor by setting the internal jumpers.

The CDA2EQG/A models employ a "green" automatic power down feature that reduces standby power consumption to less than 50 mW, a reduction of over 95%. This mode can be disabled in applications where a horizontal sync signal is not present to support this feature.

CDA-2EQGA incorporates a mini stereo input jack on the front and a 5 position pluggable captive screw terminal on the back for balanced stereo audio output. An active audio balancing circuit ensures long, noise free stereo audio cable runs from the point of installation to the house sound system.

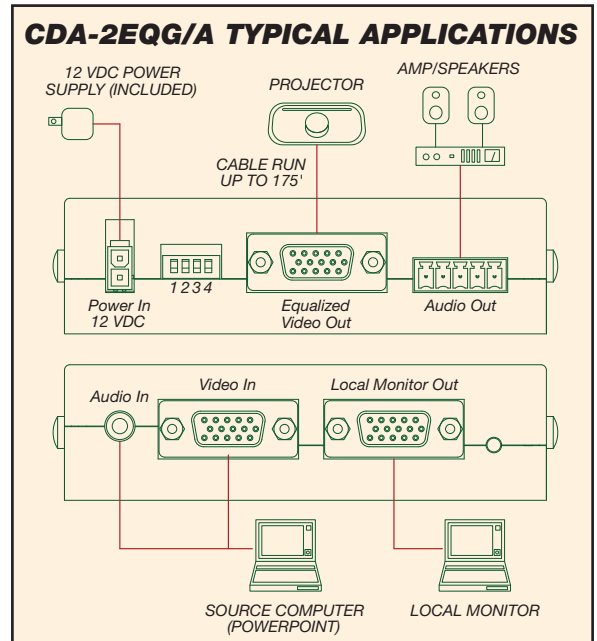
The FSR CDA-2EQG/A is ideal for laptop or desktop presentations such as PowerPoint® that require the secondary audio and video feeds to run longer distances. It would be a versatile complement to the designers/integrators palette.

FEATURES

- Ultra High Bandwidth
- Flat Frequency Response
- Local Monitor Output
- Monitors EDID Data Selector
- Integrated Line Driver with Cable EQ
- Includes Power Supply and All Mounting Hardware

APPLICATIONS

- Conference / Board Rooms
- Classrooms
- Courtrooms
- Staging and Rental
- House of Worship



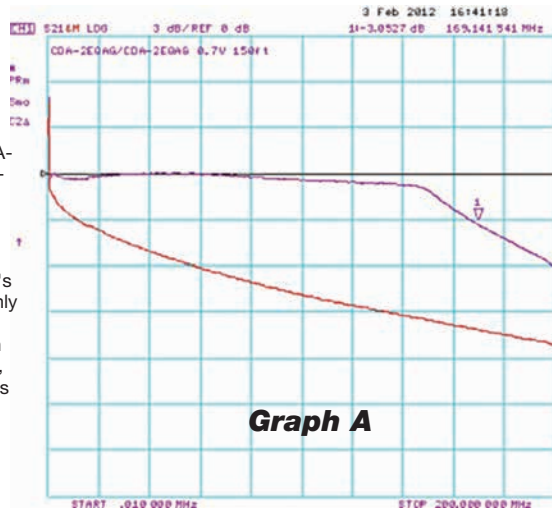
Specifications are subject to change without notice.

FSR Inc.

244 Bergen Boulevard, Woodland Park, NJ 07424
 Phone: 973.785.4347 · Fax: 973.785.4207
 Web: www.fsrinc.com · E-mail: sales@fsrinc.com
 Order Desk: 1-800-332-FSR1 LIT1130B

Graph A shows the response curves of a 150 foot section of FSR mini hi-res cable with and without the CDA-2EQG being driven by a full 0.7 Vp-p signal.

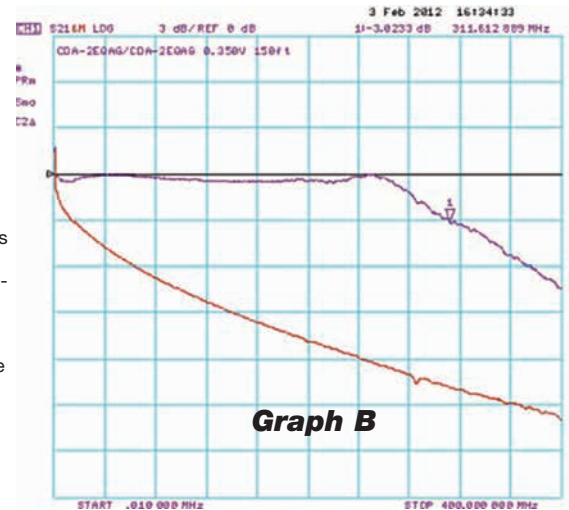
Notice that by itself, the cable's bandwidth is only 14 MHz, but when used with the CDA-2EQG, the bandwidth is restored to 168 MHz.



Graph B shows the response of a 150' section of FSR mini hi-res cable with and without the CDA-2EQG, with a half level 0.350 Vp-p signal.

Notice that the CDA-2EQG maintains it's exceptionally flat response characteristics, even with a low level signal.

Again, notice that the cables' -3 dB bandwidth is only 14 MHz, but is restored to 311 MHz when driven by the CDA-2EQG.



TECHNICAL SPECIFICATIONS

VIDEO INPUT

Number/Type: 1 RGB-HV
Connectors: 1 female HD-15
Level (nominal): Analog 0.7 Vp-p
Level (maximum): 2 Vp-p
Impedance: 75 ohms
Max Resolution: Up to QXGA (2048 x 1536 @ 60 Hz)

EQUALIZED VIDEO OUTPUT

Video

Number/Type: 1 RGB-HV
Connectors: 1 female HD-15

Bandwidth: The performance data is based on the CDA-2EQGA/CDA-2EQG using FSR mini Hi-Res cable with a full amplitude (0.7 Vp-p) signal applied.

50' cable 310 MHz (-3 dB); 0 to 200 MHz (± 0.5 dB)
100' cable 225 MHz (-3 dB); 0 to 140 MHz (± 0.5 dB)
150' cable 168 MHz (-3 dB); 0 to 105 MHz (± 0.5 dB)

EQ settings are adjustable via DIP switch

GAIN	Dip Switch Position	
	3	4
HI = 125' to 175'	DN	—
MED = 60' to 125'	UP	DN
LOW = 0' to 60'	UP	UP

Sync

Input level: 2.0 Vp-p to 5.0 Vp-p
Output level: 4.0 Vp-p into Hi-Z, 2.0 Vp-p into 75 ohms
Input Impedance: 511 ohms
Output impedance selectable: Lo-Z (DIP SW 2 DN) or Hi-Z (DIP SW 2 UP)

Polarity: Positive or negative
Horizontal frequency: 15 kHz to 200 kHz
Vertical frequency: 30 Hz to 150 Hz

LOCAL VIDEO OUTPUT

Video

Number/type: 1 RGB-HV
Connectors: 1 female HD-15
Bandwidth: 300 MHz @ -3 dB
Gain: Unity (buffered)
Impedance: 75 ohms

Sync

Input level: 2.0 Vp-p to 5.0 Vp-p
Output level: 4.0 Vp-p into Hi-Z, 2.0 Vp-p into 75 ohms
Input Impedance: 511 ohms
Output impedance: 75 ohms
Polarity: Positive or negative
Horizontal frequency: 15 kHz to 200 kHz
Vertical frequency: 30 Hz to 150 Hz

AUDIO

Frequency response: 20 Hz to 20 kHz (± 0.05 dB)
THD + N: <0.05% @ 1 kHz; +12 dBV out
S/N: >100 dB @ rated output (unweighted)
Stereo separation: -82 dB @ 1 kHz

AUDIO INPUT

Number/type: 1 Stereo unbalanced
Connectors: 3.5mm stereo plug
Input impedance: 10K ohms unbalanced

Maximum level with a 600 ohm load
+4 dBV; balanced load
-2 dBV; unbalanced load

Maximum level with a Hi-Z load
+6 dBV; balanced
0 dBV; unbalanced

AUDIO OUTPUT

Number/type: 1 balanced Stereo
(may be used in unbalanced configuration)
Connector: 5 position pluggable screw terminal
Impedance: 100 ohms balanced/50 ohms unbalanced
Gain: +6 dB balanced or unbalanced

Maximum level with a 600 ohms load
+10 dBV; balanced
+4 dBV; unbalanced

Maximum level with a Hi-Z load
+12 dBV; balanced
+6 dBV; unbalanced

Note: Balanced audio output performance, unless otherwise noted

POWER

12 VDC @ 200 mA
Standby power: <50 mW



FSR

244 Bergen Boulevard, Woodland Park, NJ 07424
Phone: 973.785.4347 · Fax: 973.785.4207
Web: www.fsrinc.com · E-mail: sales@fsrinc.com
Order Desk: 1-800-332-FSR1