

Pour Pan


FL-GRD2, FL-GRD4, FL-GRD200



FSR floor box products meet the Build America Buy America Act (BABAA) and TAA requirements



Metal Products Group



DESCRIPTION

The FSR Pour Pan is the answer to floor box installations that are on grade. If your application is a poured concrete floor, but the box may rest on soil, rock, gravel, etc., you must first install the Pour Pan. The Pour Pan is set into the grade below the floor box and allows concrete to flow around and under the box to prevent the floor box from contacting the grade. The unit comes with extended length leveling feet, and the unique “pan wings” prevent the pan from shifting during the pour.

The FL-GRD2 and FL-GRD4 Pour Pans are two different depths. Select the appropriate model based on the thickness of the pour and the depth of the floor box to be installed.

The FL-GRD200 is a smaller version Pour Pan that has been added to the line to accommodate the new FSR FL-200 floor boxes. Great for installations that are tight on space.

The pan is designed to provide a minimum of approximately 2” of concrete under the box. Select which model pan is used based on structural and site requirements.

ORDERING

A simple formula for selecting the proper Pour Pan:

Depth of Box + 2 minus the depth of the pour = Pour Pan model.

Example: Installing a 4” deep floor box into a 4” concrete slab. $(4+2) - 4 = 2$. The proper model would be the FL-GRD2.

Example: Installing a 6” deep floor box into a 5” concrete slab. $(6+2) - 5 = 3$ (round up to 4). The proper model would be the FL-GRD4.

FSR Inc.

244 Bergen Boulevard, Woodland Park, NJ 07424
Phone: 973.998.2300 · Fax: 973.785.4207
Web: www.fsrinc.com · E-mail: sales@fsrinc.com
Toll Free: 1-800-332-FSR1

LIT1089C

SPECIFICATIONS

FL-GRD2

Overall: 26" x 19 $\frac{3}{4}$ "
 Pan Only: 19 $\frac{3}{4}$ " square
 Depth: 2"
 Square bottom area: 15 $\frac{3}{4}$ " flat bottom area
 Weight: 8.55 lbs.
 Material: Galvanized

For use with FL-500P, FL-600P, FL-700,
 FL-710 Floor Boxes.

FL-GRD200

Overall: 22" x 15 $\frac{3}{4}$ "
 Pan Only: 15 $\frac{3}{4}$ " square
 Depth: 2"
 Square bottom area: 11 $\frac{3}{4}$ " flat bottom area
 Weight: 6.32 lbs.
 Material: Galvanized

For use with FL-200P Floor Box.

FL-GRD4

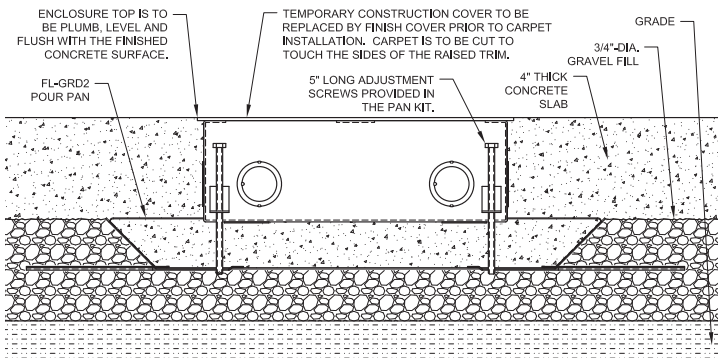
Overall: 26" x 23 $\frac{3}{4}$ "
 Pan Only: 23 $\frac{3}{4}$ " square
 Depth: 4"
 Square bottom area: 15 $\frac{3}{4}$ " flat bottom area
 Weight: 12.05 lbs.
 Material: Galvanized

For use with FL-500P, FL-600P, FL-700,
 FL-710 Floor Boxes.

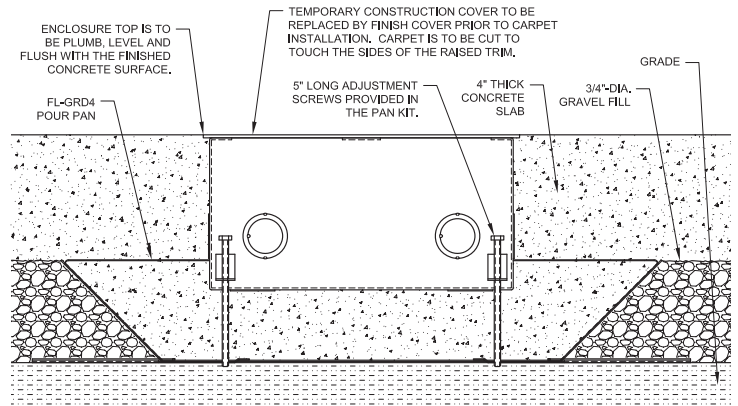
All models provided with
 four 5" adjustment legs.

TYPICAL INSTALLATION

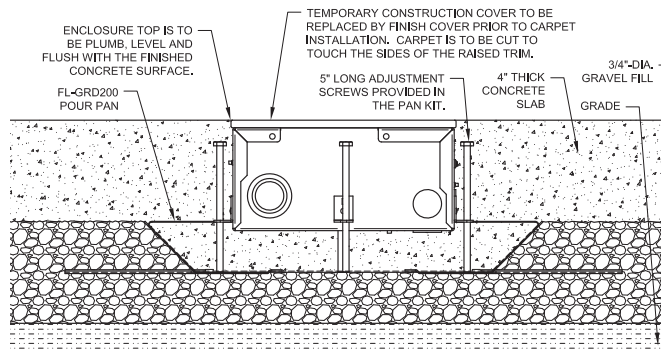
TYPICAL INSTALLATION USING THE FL-GRD2



TYPICAL INSTALLATION USING THE FL-GRD4



TYPICAL INSTALLATION USING THE FL-GRD200



244 Bergen Boulevard, Woodland Park, NJ 07424
 Phone: 973.998.2300 · Fax: 973.785.4207
 Web: www.fsrinc.com · E-mail: sales@fsrinc.com



FSR floor box products meet the
 Build America Buy America Act
 (BABA) and TAA requirements



Specifications are subject to change without notice.