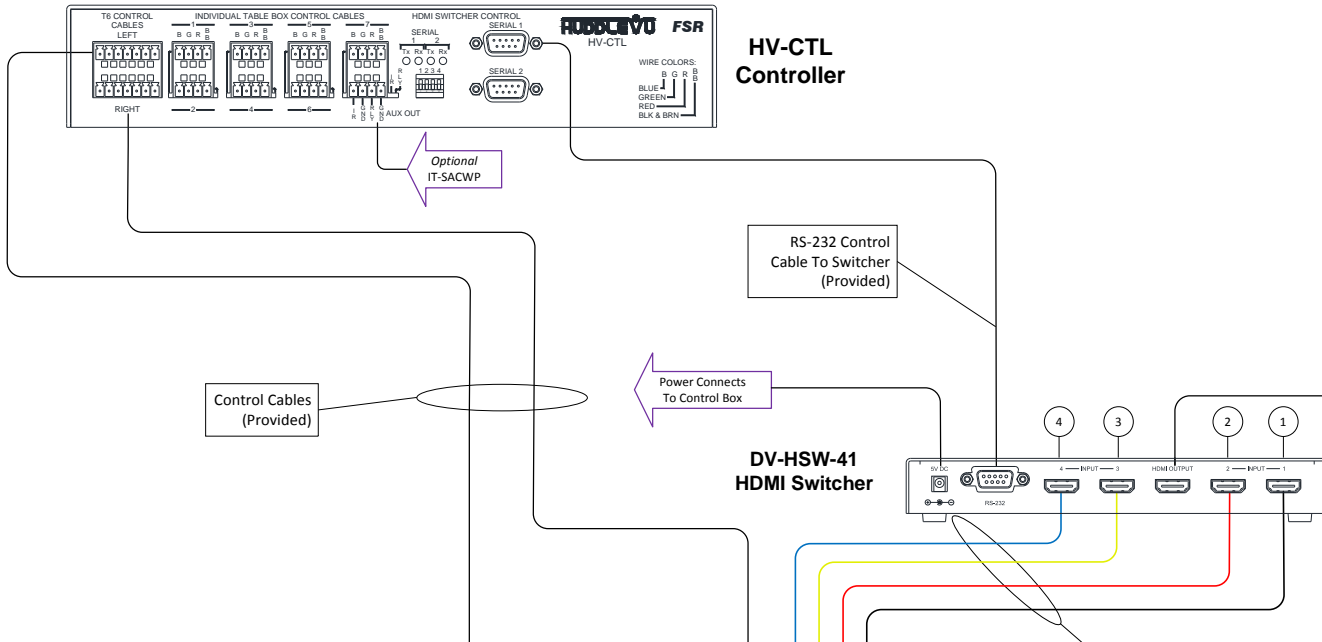





HV-1000 4-Person Collaboration System

Mounted Under Table

Display

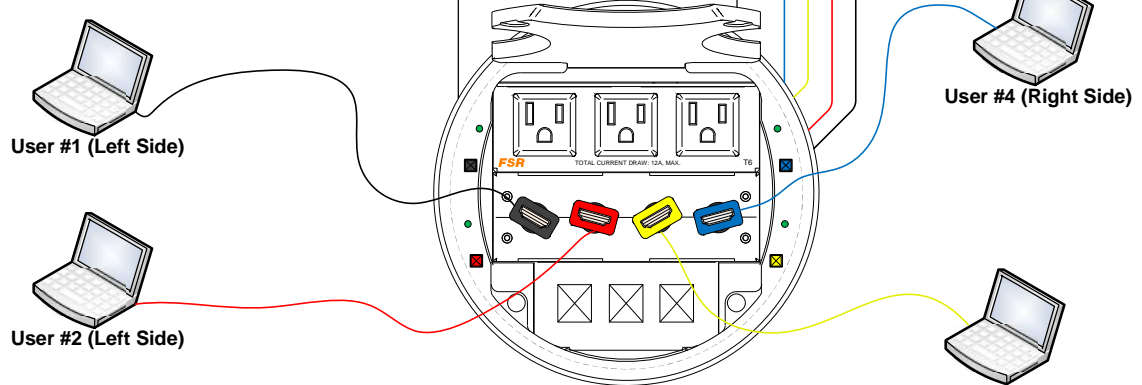


Optional IT-SACWP Switched AC Wallplate

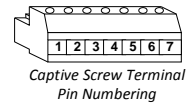


HDMI Cable To Display (Provided)

- HV-1000 HuddleVU 4 Person System Includes:**
- 1 – HV-T6-BLK, 4-HDMI Input Table Box
 - 1 – HV-CTL, HuddleVU Control Unit
 - 1 – DV-HSW-41, HDMI Switcher
 - 4 – HDMI 6' Cables (Premounted in HV-T6-BLK)
 - 1 – HDMI 10' Cable
 - 1 – Null Modem 6' Serial Cable



HV-T6 Table Box Cable Harness Detail			
Left Side Harness (Viewed From Top)		Right Side Harness (Viewed From Top)	
Pin # / Wire Color	Function	Pin # / Wire Color	Function
1 - Green	Switch 1 (N.O.)	1 - Green	Switch 3 (N.O.)
2 - Red	LED 1 - Green +	2 - Red	LED 3 - Green +
3 - Black	LED 1 - Red +	3 - Black	LED 3 - Red +
4 - Yellow	Switch 2 (N.O.)	4 - Yellow	Switch 4 (N.O.)
5 - Blue	LED 2 - Green +	5 - Blue	LED 4 - Green +
6 - Brown	LED 2 - Red +	6 - Brown	LED 4 - Red +
7 - Orange	Ground	7 - Orange	Ground



*Switches are Normally Open (N.O.) contact closure to ground
LED drive voltage is 10.5 Vdc, nominal 6 mA, current limited at LED