




HINGED U-ACCESS FLOOR BOX COVER APPLICATION GUIDE



Objects pictured are not to scale. *Flat Covers (No Flange) with Piano Hinge (NOT UL Scrub Water Rated)


FL-400P Hinged U-Access Covers (UL scrub water approved)




Flat Cover (No Flange)




FL-500P Hinged U-Access Covers (UL scrub water approved)




Flat Cover (No Flange)



FL-600P Hinged U-Access Covers (UL scrub water approved)



Flat Cover (No Flange)





Cover Specifications

Specifications are subject to change without notice. Dimensions are approximate. Always check current spec sheets for complete descriptions of boxes. Detailed Specs & Drawings are available at: www.fsrinc.com LIT 1880

Hinged U-Access Cover Style	Application	Model	Load Rating	Overall Cover Size	Door Size	Cover Finishes Available	UL Scrub Water Approved
1/2" Brass & Silver Square Flange	Tile or Wood	FL-400-B-C	Max static load 1,500 lbs	14.88" x 10.69"	10.87" x 5.88"	Brass	Yes
		FL-400-S-C	Max static load 1,500 lbs	14.88" x 10.69"	10.87" x 5.88"	Aluminum	Yes
		FL-500P-B-C	Max static load 1,500 lbs	10.5" x 12.5"	10.87" x 5.88"	Brass	Yes
		FL-500P-S-C	Max static load 1,500 lbs	10.5" x 12.5"	10.87" x 5.88"	Aluminum	Yes
		FL-600P-B-C	Max static load 1,500 lbs	14" x 12.5"	10.87" x 5.88"	Brass	Yes
		FL-600P-S-C	Max static load 1,500 lbs	14" x 12.5"	10.87" x 5.88"	Aluminum	Yes
1/4" Brass & Silver Low Profile Square Flange	Carpet	FL-400-BLP-C	Max static load 1,300 lbs	14.88" x 10.69"	10.87" x 5.88"	Brass	Yes
	Tile or Wood	FL-400-BSQ-C	Max static load 1,300 lbs	14.88" x 10.69"	10.87" x 5.88"	Brass	Yes
	Carpet	FL-400-SLP-C	Max static load 1,300 lbs	14.88" x 10.69"	10.87" x 5.88"	Aluminum	Yes
	Tile or Wood	FL-400-SSQ-C	Max static load 1,300 lbs	14.88" x 10.69"	10.87" x 5.88"	Aluminum	Yes
	Carpet	FL-500P-BLP-C	Max static load 1,300 lbs	10.5" x 12.5"	7.37" x 5.88"	Brass	Yes
	Tile or Wood	FL-500P-BSQ-C	Max static load 1,300 lbs	10.5" x 12.5"	7.37" x 5.88"	Brass	Yes
	Carpet	FL-500P-SLP-C	Max static load 1,300 lbs	10.5" x 12.5"	7.37" x 5.88"	Aluminum	Yes
	Tile or Wood	FL-500P-SSQ-C	Max static load 1,300 lbs	10.5" x 12.5"	7.37" x 5.88"	Aluminum	Yes
	Carpet	FL-600P-BLP-C	Max static load 1,200 lbs	14" x 12.5"	10.87" x 5.88"	Brass	Yes
	Tile or Wood	FL-600P-BSQ-C	Max static load 1,200 lbs	14" x 12.5"	10.87" x 5.88"	Brass	Yes
	Carpet	FL-600P-SLP-C	Max static load 1,200 lbs	14" x 12.5"	10.87" x 5.88"	Aluminum	Yes
	Tile or Wood	FL-600P-SSQ-C	Max static load 1,200 lbs	14" x 12.5"	10.87" x 5.88"	Aluminum	Yes
1/4" Painted Low-Profile Beveled	Carpet	FL-400-PLP-BLK-C	Max static load 1,300 lbs	14.88" x 10.69"	10.87" x 5.88"	Black	Yes
		FL-400-PLP-GRY-C	Max static load 1,300 lbs	14.88" x 10.69"	10.87" x 5.88"	Grey	Yes
		FL-500P-PLP-BLK-C	Max static load 1,300 lbs	10.5" x 12.5"	7.37" x 5.88"	Black	Yes
		FL-500P-PLP-GRY-C	Max static load 1,300 lbs	10.5" x 12.5"	7.37" x 5.88"	Grey	Yes
		FL-600P-PLP-BLK-C	Max static load 1,300 lbs	14" x 12.5"	10.87" x 5.88"	Black	Yes
		FL-600P-PLP-GRY-C	Max static load 1,200 lbs	14" x 12.5"	10.87" x 5.88"	Grey	Yes
Solid Covers, No Flange	Tile, Wood or Finished Concrete	FL-400-SLD-ALM-C	Max static load 2,500 lbs	14.88" x 10.69"	10.87" x 5.88"	Aluminum	Yes
		FL-400-SLD-BLK-C	Max static load 2,500 lbs	14.88" x 10.69"	10.87" x 5.88"	Black	Yes
		FL-400-SLD-GRY-C	Max static load 2,500 lbs	14.88" x 10.69"	10.87" x 5.88"	Grey	Yes
		FL-500P-SLD-ALU-C	Max static load 2,600 lbs	10.5" x 12.5"	7.37" x 5.88"	Aluminum	Yes
		FL-500P-SLD-BLK-C	Max static load 2,500 lbs	10.5" x 12.5"	7.37" x 5.88"	Black	Yes
		FL-500P-SLD-GRY-C	Max static load 2,500 lbs	10.5" x 12.5"	7.37" x 5.88"	Grey	Yes
		FL-600P-SLD-ALU-C	Max static load 2,600 lbs	14" x 12.5"	10.87" x 5.88"	Aluminum	Yes
		FL-600P-SLD-BLK-C	Max static load 2,600 lbs	14" x 12.5"	10.87" x 5.88"	Black	Yes
FL-600P-SLD-GRY-C	Max static load 2,600 lbs	14" x 12.5"	10.87" x 5.88"	Grey	Yes		
Flat Silver, Black & Stainless Steel Covers, No Flange	Tile, Wood or Finished Concrete	FL-400-PTSLV-C	Max static load 1,000 lbs	14.88" x 10.69"	11.80" x 6.64"	Silver	No
		FL-400-PTBK-C	Max static load 1,000 lbs	14.88" x 10.69"	11.80" x 6.64"	Black	No
		FL-500P-BLK	Max static load 1,000 lbs	10.5" x 12.5"	8.28" x 6.46"	Black	No
		FL-500P-PTSLV	Max static load 1,000 lbs	10.5" x 12.5"	8.28" x 6.46"	Silver	No
		FL-500P-SS	Max static load 1,000 lbs	10.5" x 12.5"	8.28" x 6.46"	Stainless Steel	No
		FL-500P-BRS	Max static load 1,000 lbs	10.5" x 12.5"	8.28" x 6.46"	Brass	No
		FL-600P-BK-C	Max static load 1,000 lbs	14" x 12.5"	10.92" x 6.40"	Black	No
		FL-600P-PTSLV	Max static load 1,000 lbs	14" x 12.5"	10.92" x 6.40"	Silver	No
FL-600P-SS	Max static load 1,000 lbs	14" x 12.5"	10.92" x 6.40"	Stainless steel	No		
Shim Kits	Required to set height of box "Pre-Pour" so top of Finish Cover matches top of finished floor.	FL-400-CSK	1/16" to 1/4" Temp & Finish Covers	14.88" x 11.17" x .06" (qty 1)	N/A	N/A	No
	FL-500P-CSK	1/16" - 5/16" Temp & Finish Covers	12.50" x 11.52" x .06" (qty 1)	N/A	N/A	No	
	FL-600P-CSK	1/16" - 5/16" Temp & Finish Cover	12.50" x 11.52" x .06" (qty 1)	N/A	N/A	No	

FSR Inc.

244 Bergen Boulevard, Woodland Park, NJ 07424 · Phone: 973.998.2300 · Fax: 973.785.4207
 Web: www.fsrinc.com · E-mail: sales@fsrinc.com · Order Desk: 1-800-332-FSR1

