

4

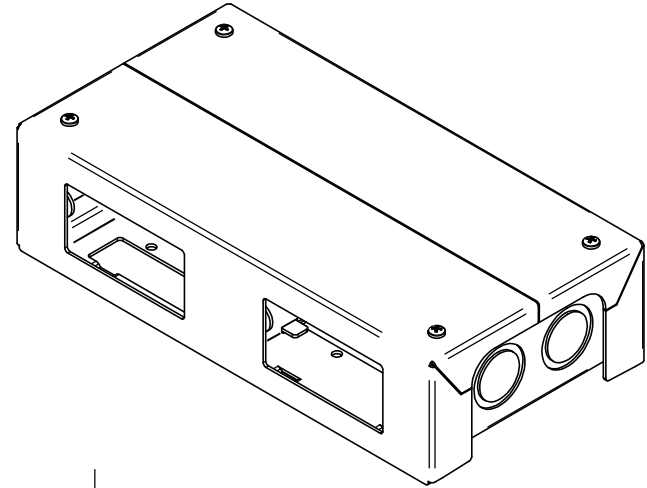
3

2

1

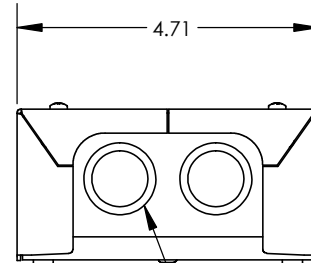
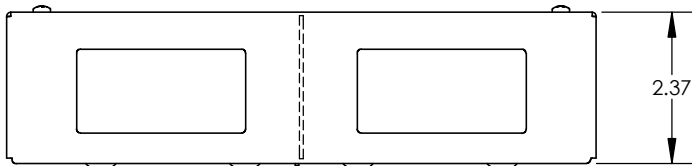
C

C

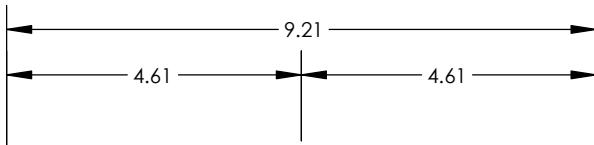
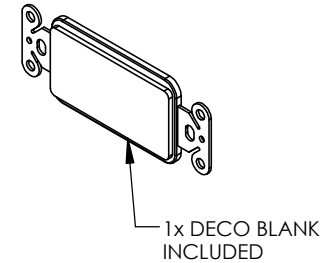
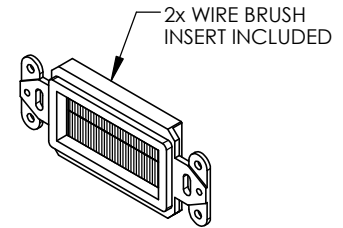


B

B

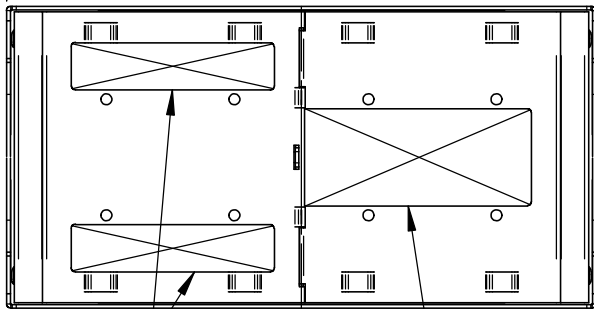


4x 1/2" & 3/4" CONDUIT
KNOCK OUT NEAR & FAR SIDE



A

A



OPENING (POWER)

OPENING (LOW VOLTAGE)

SLATE GREY

POWER COMPARTMENT VOLUME: 38 cu. in.

FSR inc. 244 BERGEN BLVD. WOODLAND PARK, NJ 07424 TEL (973) 785-4347 FAX (973) 785-3318	TITLE: SW-DB-SE2P2D		
	DRAWN BY: JRE	DATE: 10/10/24	REV: 01
	DWG#: SW-DB-SE2P2D	PAGE: 1 OF 1	SCALE: 1:3

4

3

2

1