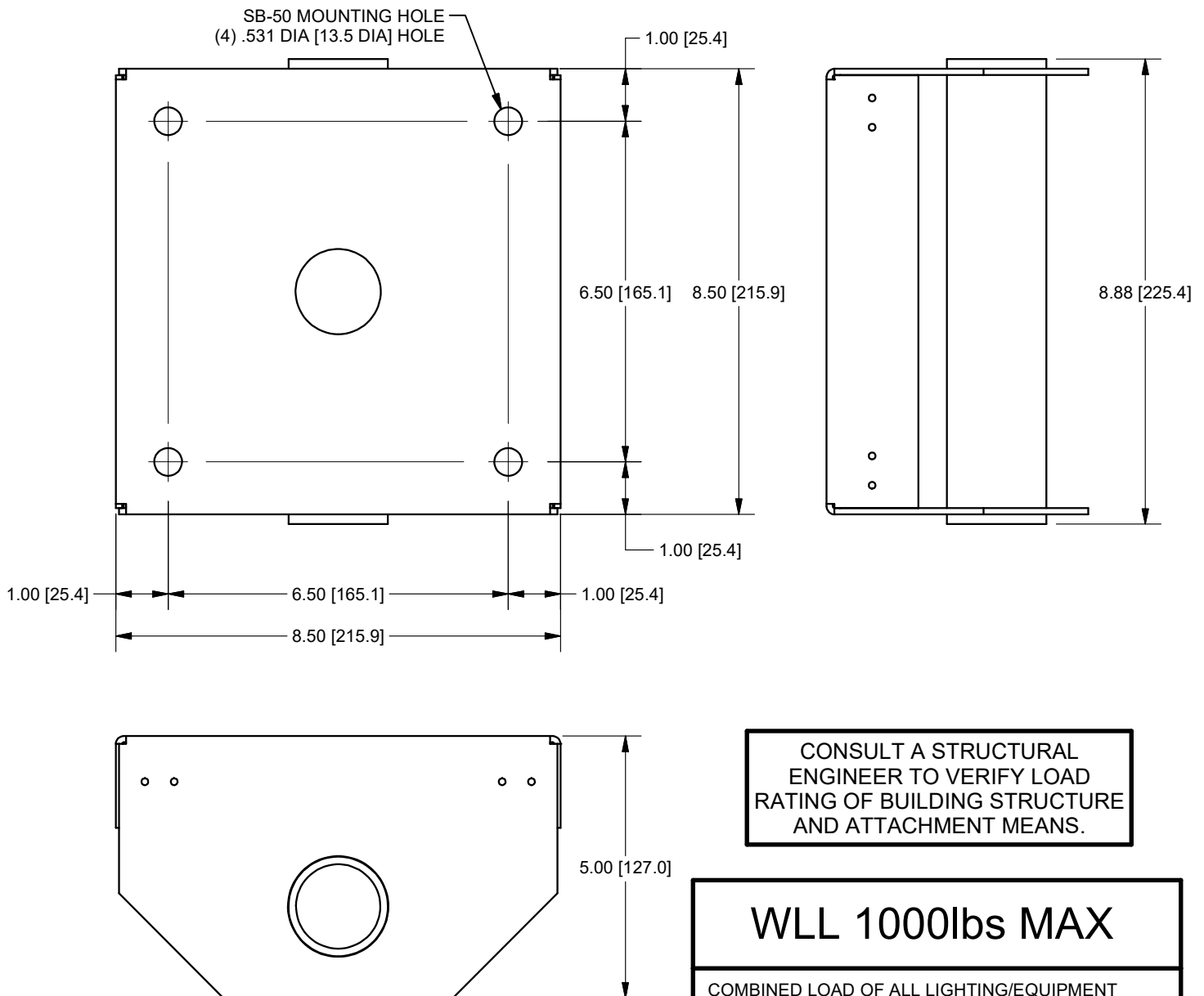
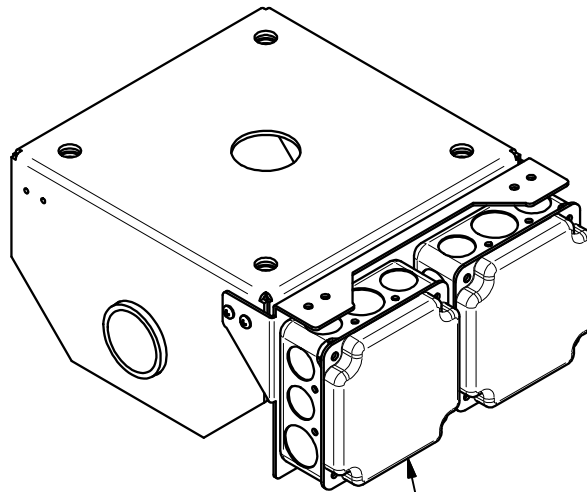
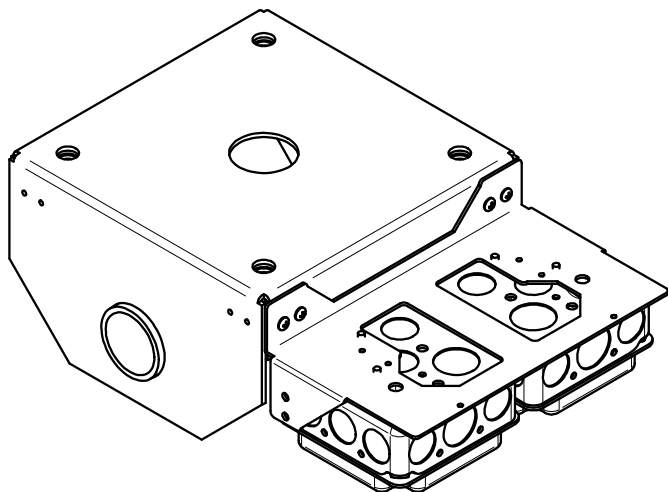


### NOTES:

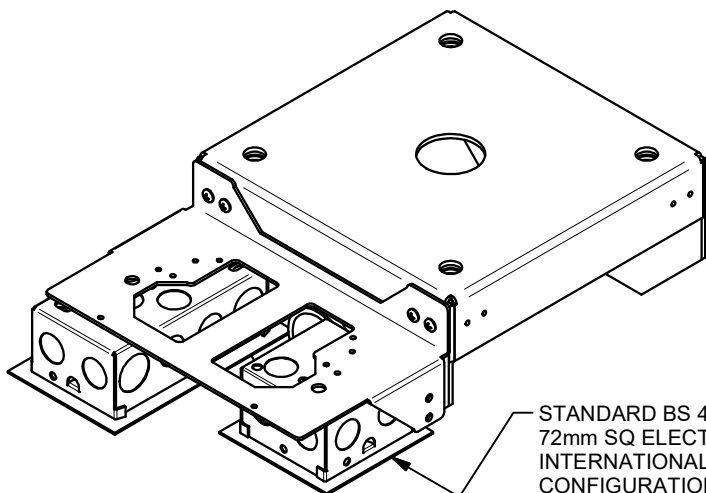
- \* COMPLETELY READ INSTALLATION INSTRUCTIONS BEFORE BEGINNING INSTALLATION.
- \* SB-50 MUST BE SECURED TO THE BUILDING STRUCTURE, AND BE PLUMB AND LEVEL.
- \* ALL FOUR SB-50 MOUNTING HOLES MUST BE USED.
- \* MOUNTING HARDWARE SIZE USED MUST BE 1/2-13 GRADE 2 OR BETTER (or M12 x 1.75 CLASS 4.8 OR BETTER), WITH WASHERS AND LOCK WASHERS/THREADLOCKING COMPOUND AS REQUIRED.
- \* BUILDING STRUCTURE MUST BE ABLE TO WITHSTAND A LOAD OF 1,000 POUNDS MINIMUM AND UP TO 5,000 POUNDS FOR A BRIEF PERIOD WITHOUT PERMANENT DEFORMATION TO ANY PART OF THE STRUCTURE, IN ORDER TO MAINTAIN A 5x SAFETY RATING. CONSULT A STRUCTURAL ENGINEER TO VERIFY LOAD RATING OF BUILDING STRUCTURE.
- \* ENSURE ALL MECHANICAL AND ELECTRICAL FITTINGS, WIRING, CONNECTORS AND INSTALLATION DETAILS CONFORM TO ALL APPLICABLE CODES.
- \* COMBINED LOAD OF ALL LIGHTING/EQUIPMENT ATTACHED TO SB-50'S CENTER CROSS TUBE MUST NOT EXCEED 1,000 LBS.



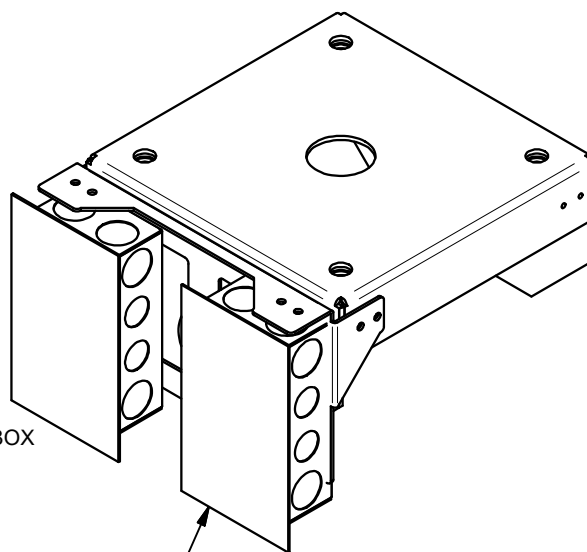
ATTACH BRACKET AS REQUIRED. BRACKET CAN BE MOUNTED ON ANY 4 SIDES OF BOX, IN 2 ORIENTATIONS. HARDWARE FOR BRACKET AND MOUNTING ELECTRICAL BOXES (SOLD SEPARATELY) ARE SUPPLIED.



STANDARD RACO 8192 ELECTRICAL BOX  
FSR P/N 48771 (2 BOXES SHOWN - SOLD SEPARATELY)

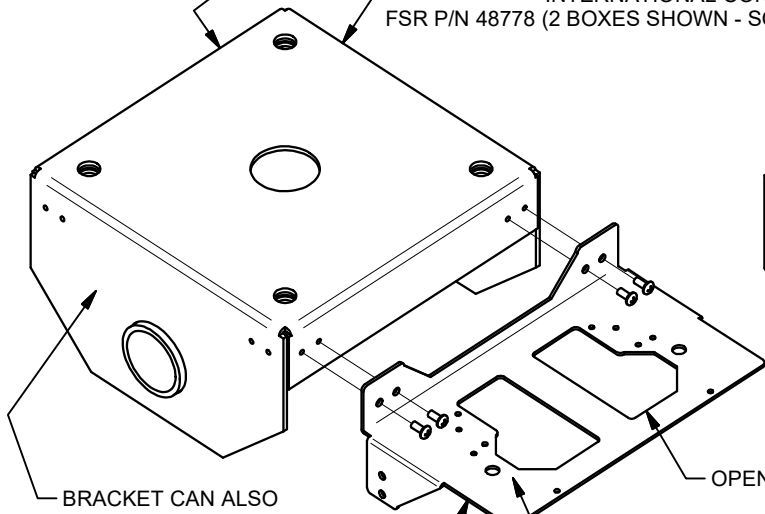


STANDARD BS 4662  
72mm SQ ELECTRICAL BOX  
INTERNATIONAL  
CONFIGURATIONS INC  
FSR P/N 48777  
(1 BOX SHOWN -  
SOLD SEPARATELY)



STANDARD BS 4662 135mm x 75mm ELECTRICAL BOX  
INTERNATIONAL CONFIGURATIONS INC  
FSR P/N 48778 (2 BOXES SHOWN - SOLD SEPARATELY)

BRACKET CAN ALSO  
BE MOUNTED ON  
THESE SIDES



BRACKET CAN ALSO  
BE MOUNTED ON  
THIS SIDE

BRACKET

#8-32 HOLES FOR MOUNTING ELECTRICAL  
BOXES (SOLD SEPARATELY)

OPENING FOR KO's

